# F&B @ OSL

## Overview

AVINOR

**AVGANG** DEPARTURES

OSLO LUFTHAVN

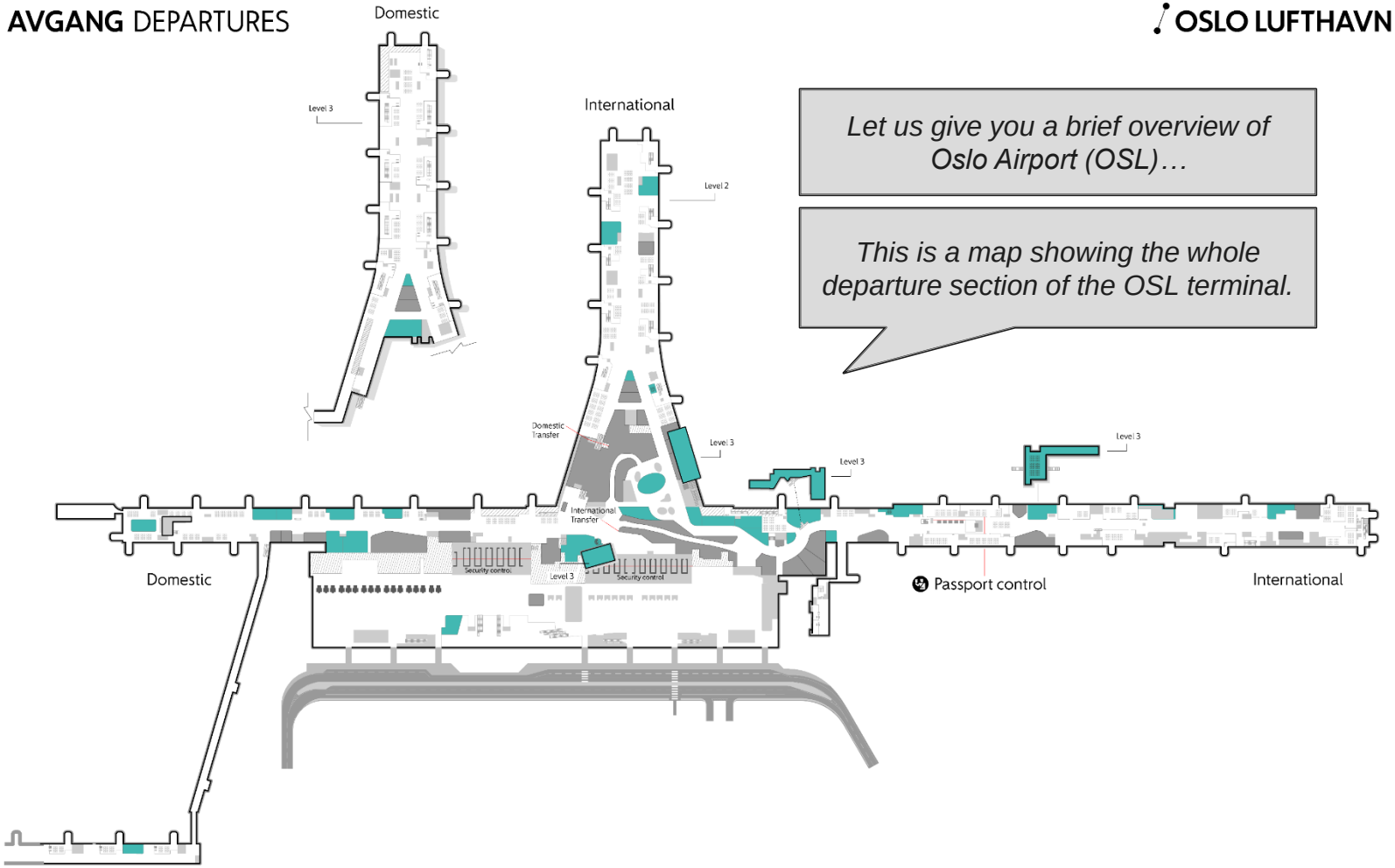


*Let us give you a brief overview of Oslo Airport (OSL)…*

*This is a map showing the whole departure section of the OSL terminal.*

**AVGANG** DEPARTURES

OSLO LUFTHAVN

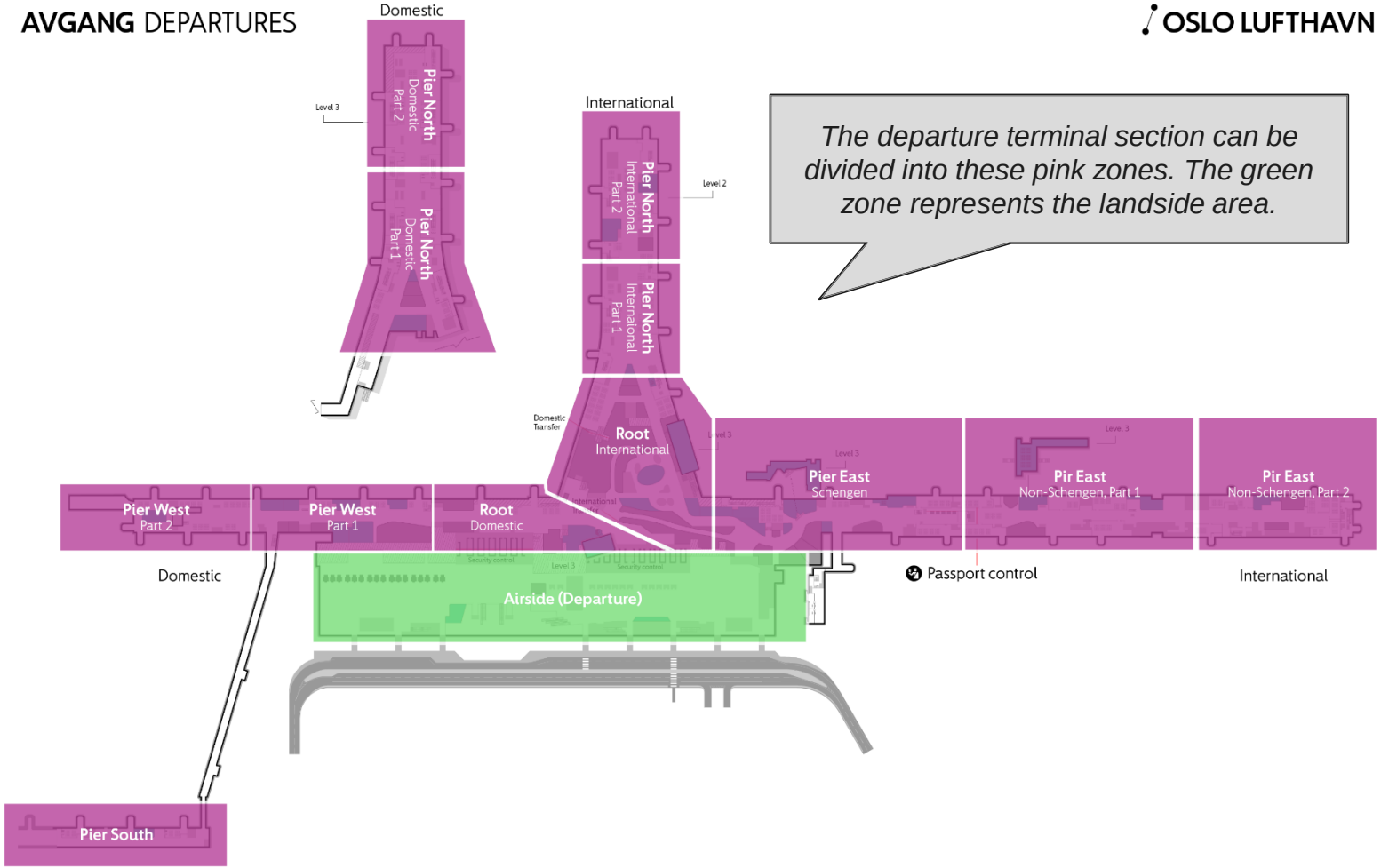

**ANKOMST** ARRIVALS

OSLO LUFTHAVN

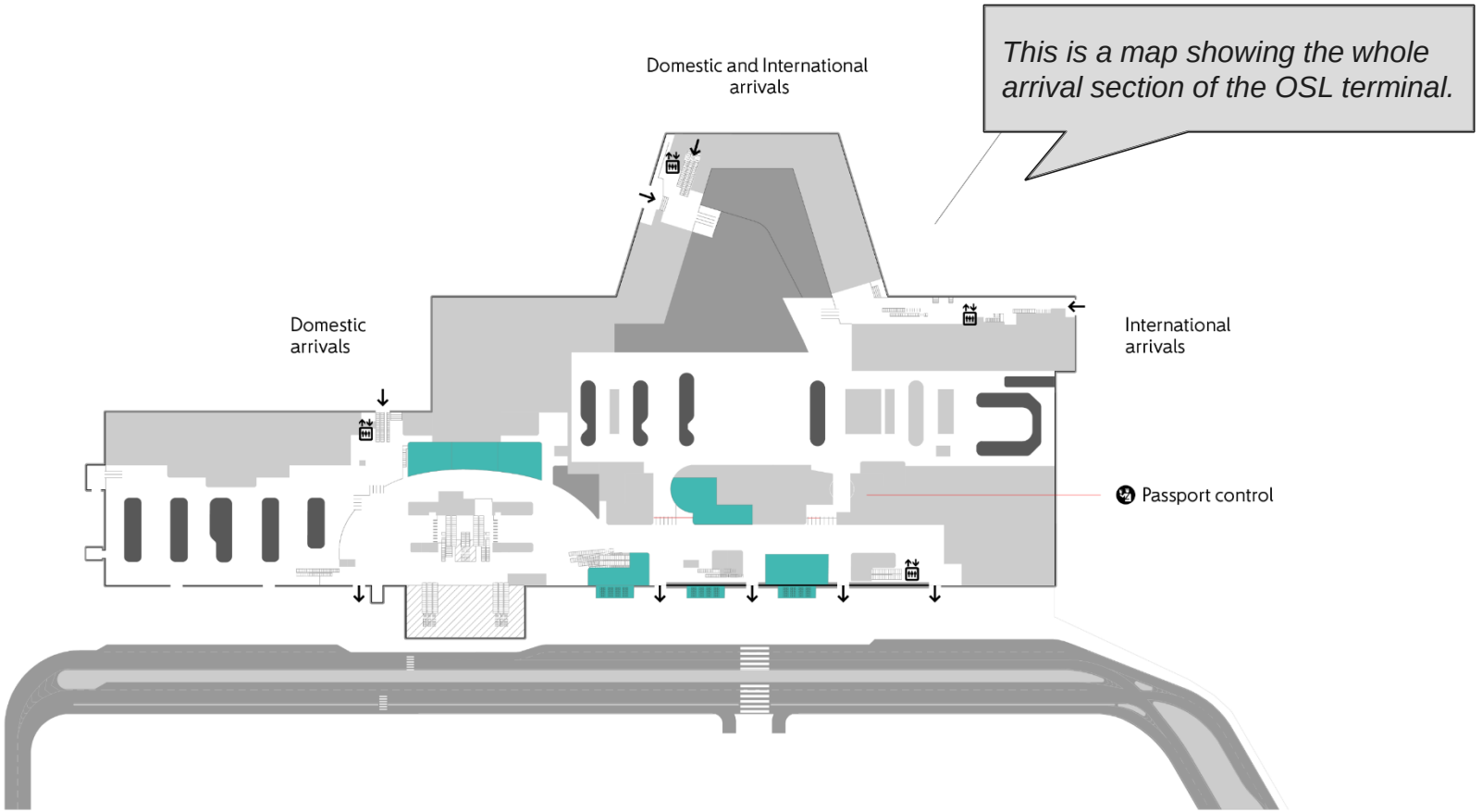

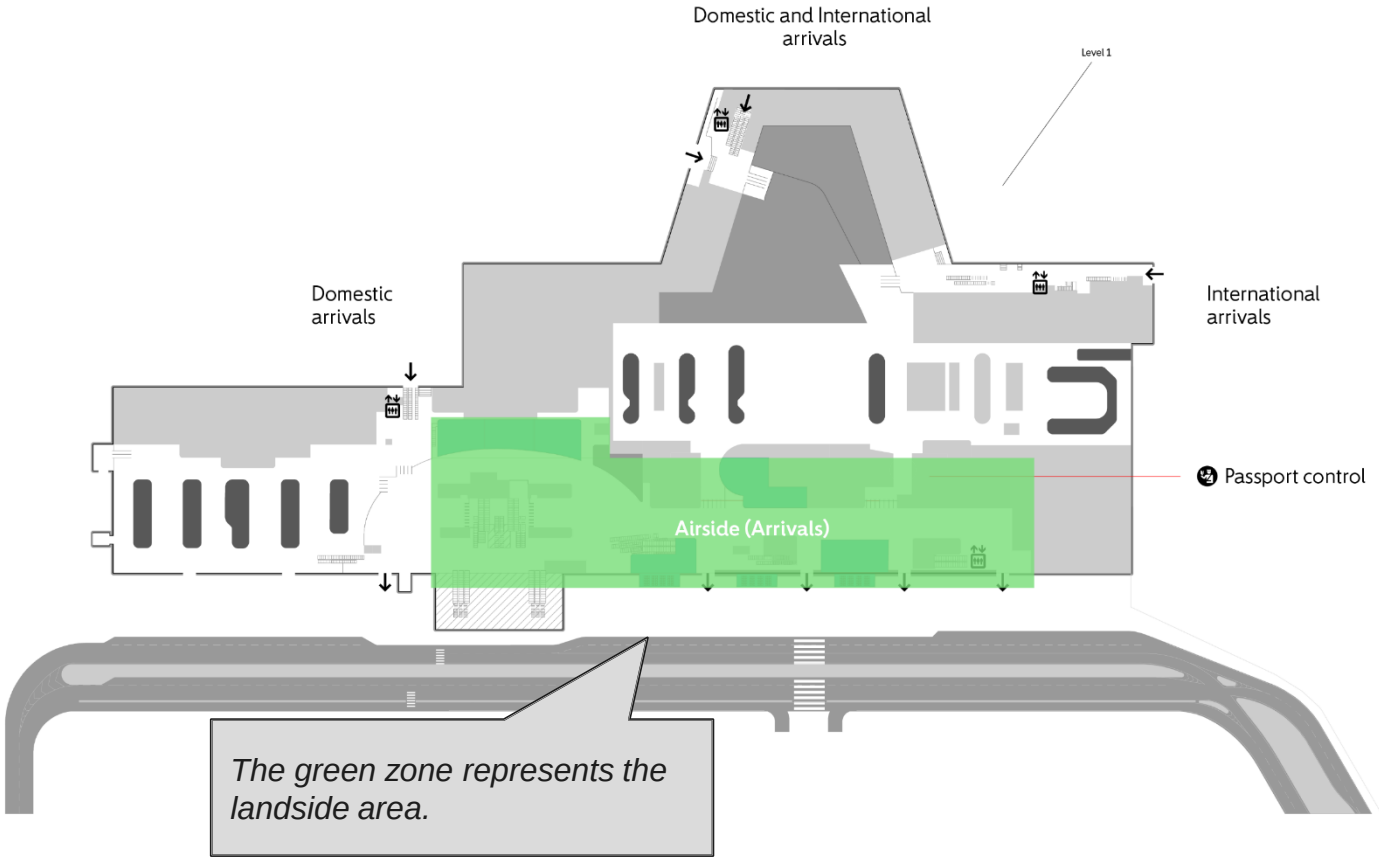
Domestic and International arrivals
Level 1
Domestic arrivals
International arrivals
Passport control
Airside (Arrivals)
The green zone represents the landside area.

# DOMESTIC OSL

## Facts and pics

* Facts based on the period June 22 - May 23

* Gross Leasable Area is the current area rounded up to the nearest half square and can possibly be change for the next contract period.

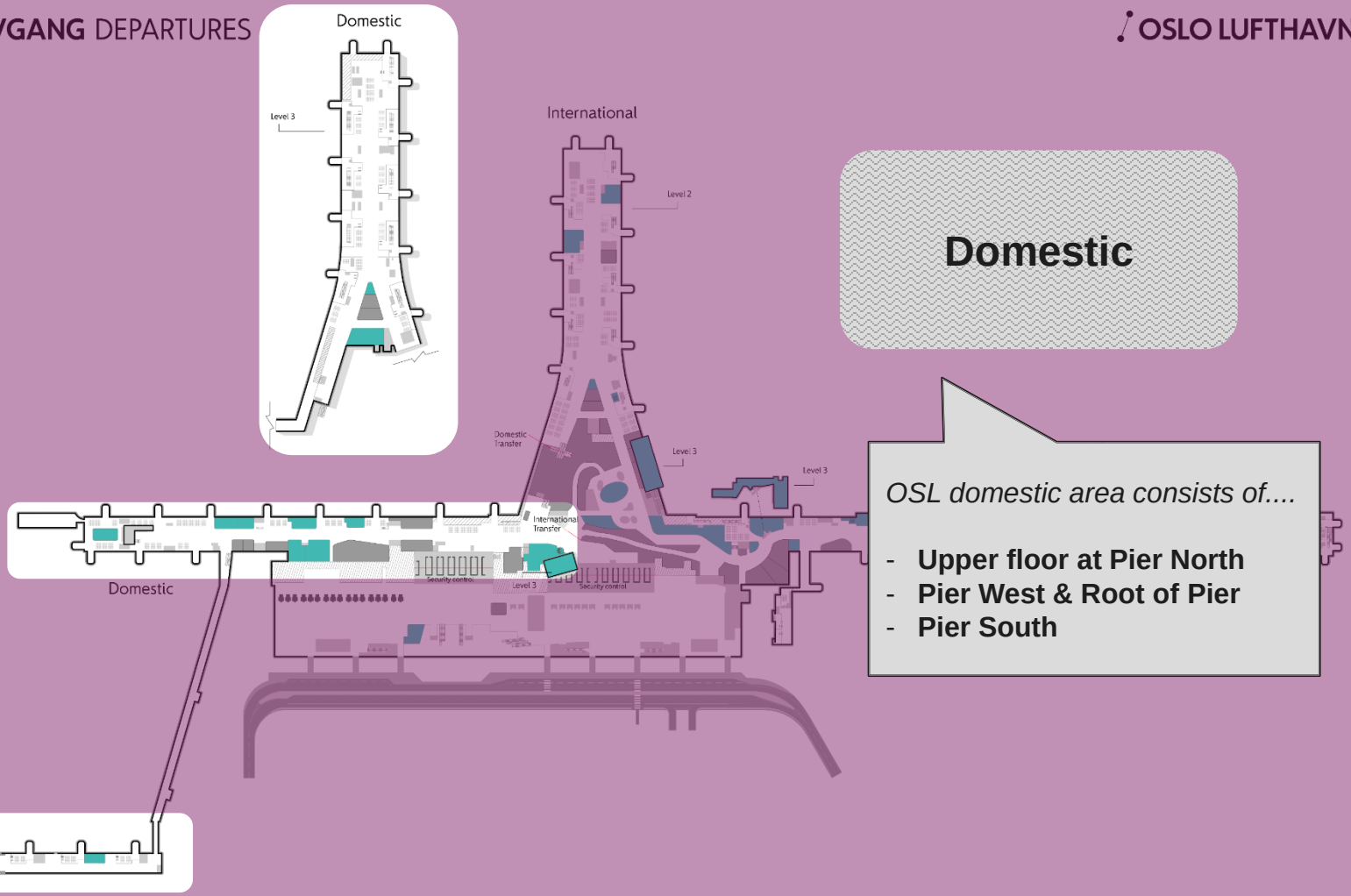


# Domestic

*OSL domestic area consists of....*

- **Upper floor at Pier North**
- **Pier West & Root of Pier**
- **Pier South**

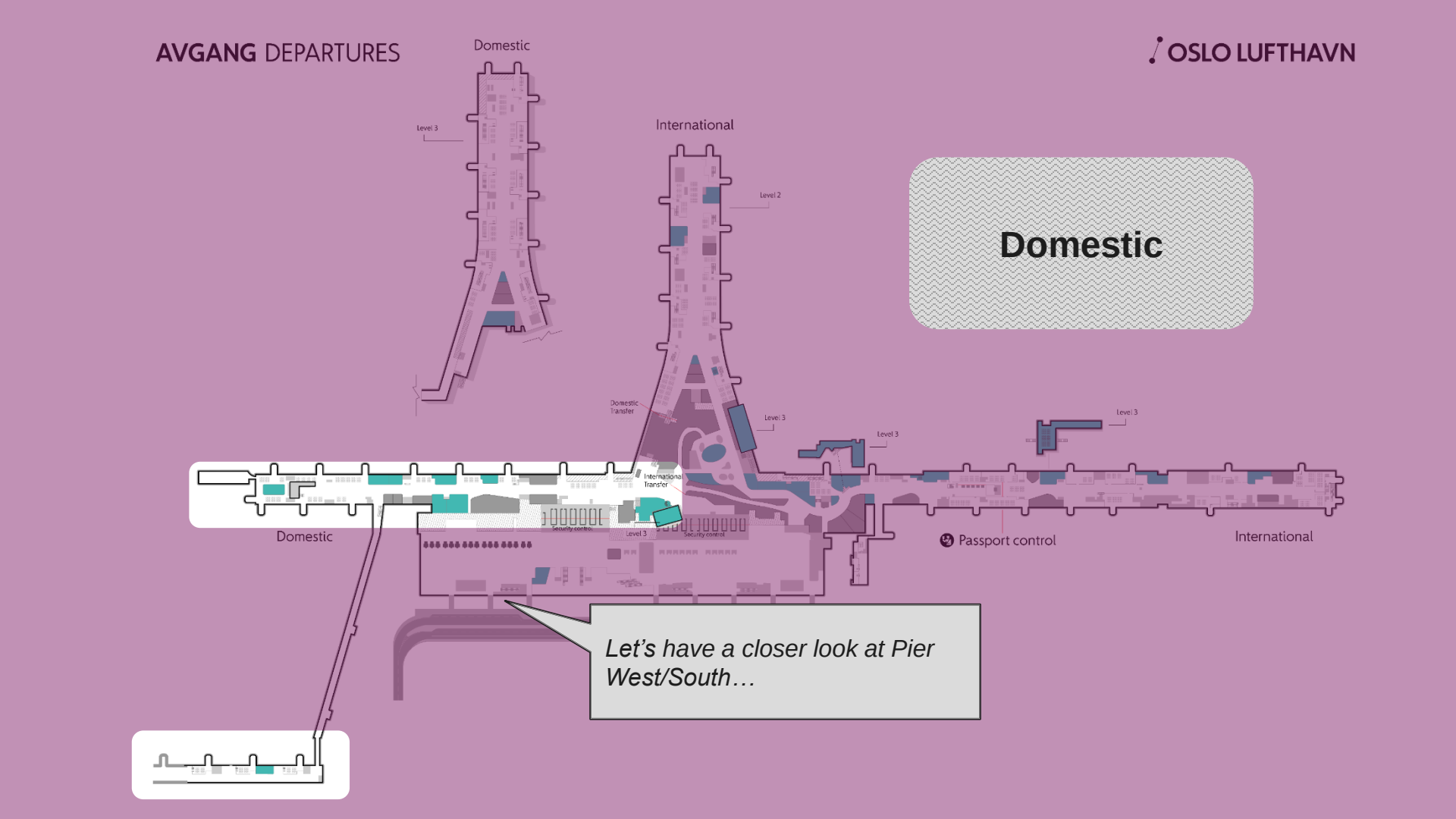
AVGANG DEPARTURES
OSLO LUFTHAVN
Domestic
Level 3
International
Level 2
Domestic
Domestic Transfer
Level 3
Level 3
Level 3
International Transfer
Security control
Level 3
Security control
Domestic
Passport control
International
Let's have a closer look at Pier West/South…

# Domestic West

| Pax in area: | Passers by: | % PAX Domestic: |
|---|---|---|
| 1,5 mill | 2 mill | 29% |

*Part 2, Pier West*

| Pax in area: | Passers by: | % PAX Domestic: |
|---|---|---|
| 1,4 mill | 4 mill | 27% |

*Part 1, Pier West*

| | | |
|---|---|---|
| 0,6 mill | 8,3 mill | 12% |

*Root of pier, Domestic*

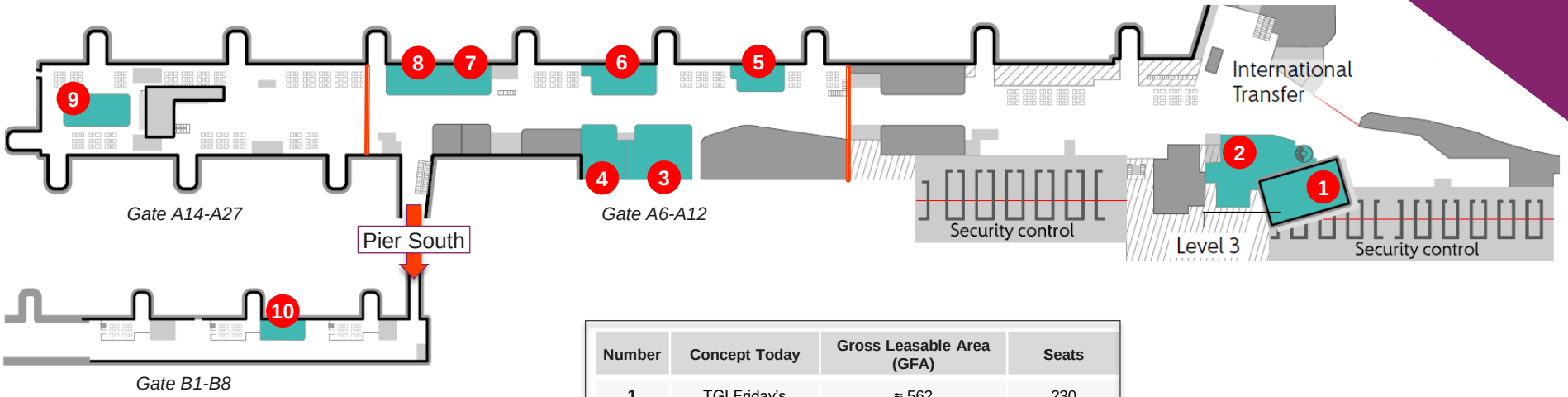


| Pax in area: | Passers by: | % PAX Domestic: |
|---|---|---|
| 0,6 mill | 0,6 mill | 8% |

| Number | Concept Today | Gross Leasable Area (GFA) | Seats |
|---|---|---|---|
| 1 | TGI Friday's | ≈ 562 | 230 |
| 2 | Bølgen & Moi | ≈ 540 | 220 |
| 3 | Jamie's Deli | ≈ 370 | 124 |
| 4 | Ritazza Vest | ≈ 223 | 80 |
| 5 | Fiskebaren | ≈ 111 | 50 |
| 6 | Humle & Malt | ≈ 187 | 79 |
| 7 | Northland | ≈ 125 | 14 |
| 8 | Two Tigers | ≈ 175 | 64 |
| 9 | Parken | ≈ 154 | 88 |
| 10 | News Bar innland | ≈ 101 | 50 |

AVINOR

# Domestic West

| Pax in area: | Passers by: | % PAX Domestic: |
|---|---|---|
| 1,5 mill | 2 mill | 29% |

*Part 2, Pier West*

| Pax in area: | Passers by: | % PAX Domestic: |
|---|---|---|
| 1,4 mill | 4 mill | 27% |

*Part 1, Pier West*

| **Pax in area:** | **Passers by:** | **% PAX Domestic:** |
|---|---|---|
| **0,6 mill** | **8,3 mill** | **12%** |

*Root of pier, Domestic*

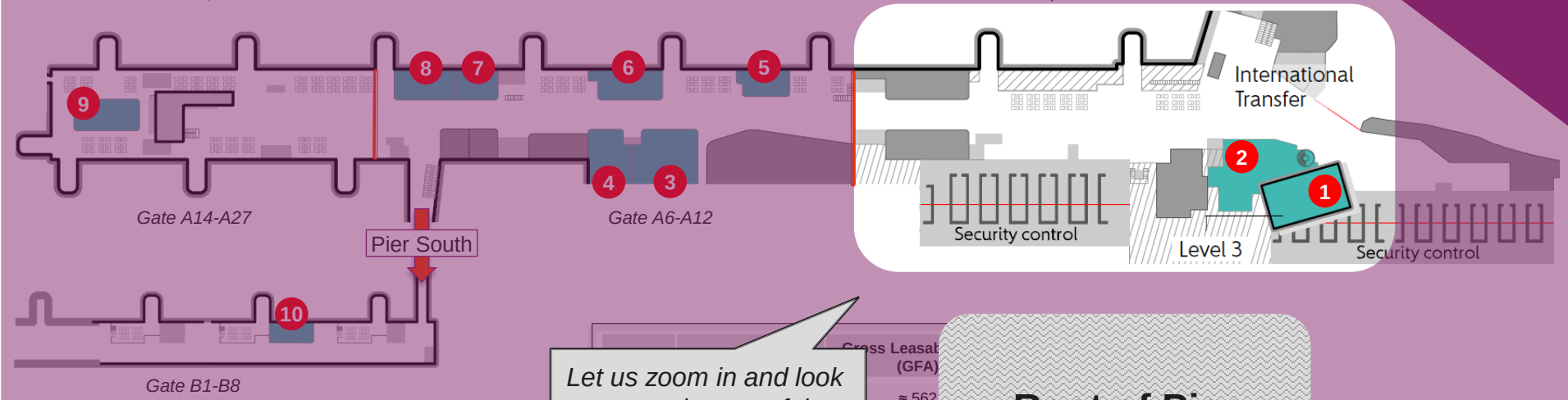


| Pax in area: | Passers by: | % PAX Domestic: |
|---|---|---|
| 0,6 mill | 0,6 mill | 8% |

*Let us zoom in and look at some pictures of the Domestic Root*

## Root of Pier

| | | Gross Leasable Area (GFA) | |
|---|---|---|---|
| 1 | | ≈ 562 | |
| 2 | | ≈ 540 | |
| 3 | Jamie's Deli | ≈ 370 | |
| 4 | Ritazza Vest | ≈ 223 | 80 |
| 5 | Fiskebaren | ≈ 111 | 50 |
| 6 | Humle & Malt | ≈ 187 | 79 |
| 7 | Northland | ≈ 125 | 14 |
| 8 | Two Tigers | ≈ 175 | 64 |
| 9 | Parken | ≈ 154 | 88 |
| 10 | News Bar innland | ≈ 101 | 50 |

AVINOR

# Domestic Root

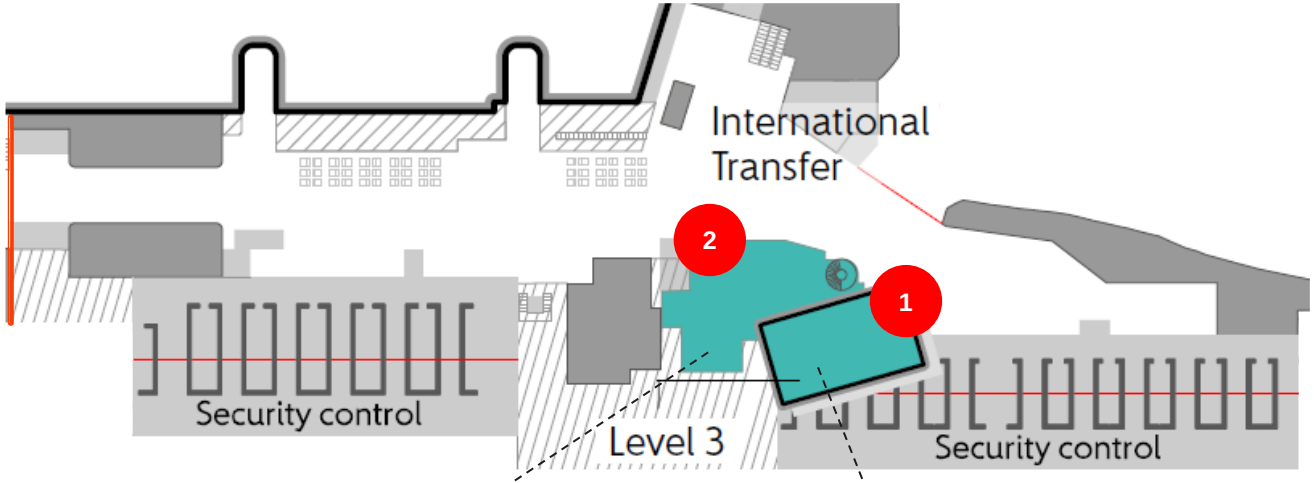


Bølgen & Moi

TGI Friday's

AVINOR

# Domestic West

| Pax in area: | Passers by: | % PAX Domestic: |
|---|---|---|
| 1,5 mill | 2 mill | 29% |

*Part 2, Pier West*

| Pax in area: | Passers by: | % PAX Domestic: |
|---|---|---|
| **1,4 mill** | **4 mill** | **27%** |

*Part 1, Pier West*

| Pax in area: | Passers by: | % PAX Domestic: |
|---|---|---|
| 0,6 mill | 8,3 mill | 12% |

*Root of pier, Domestic*

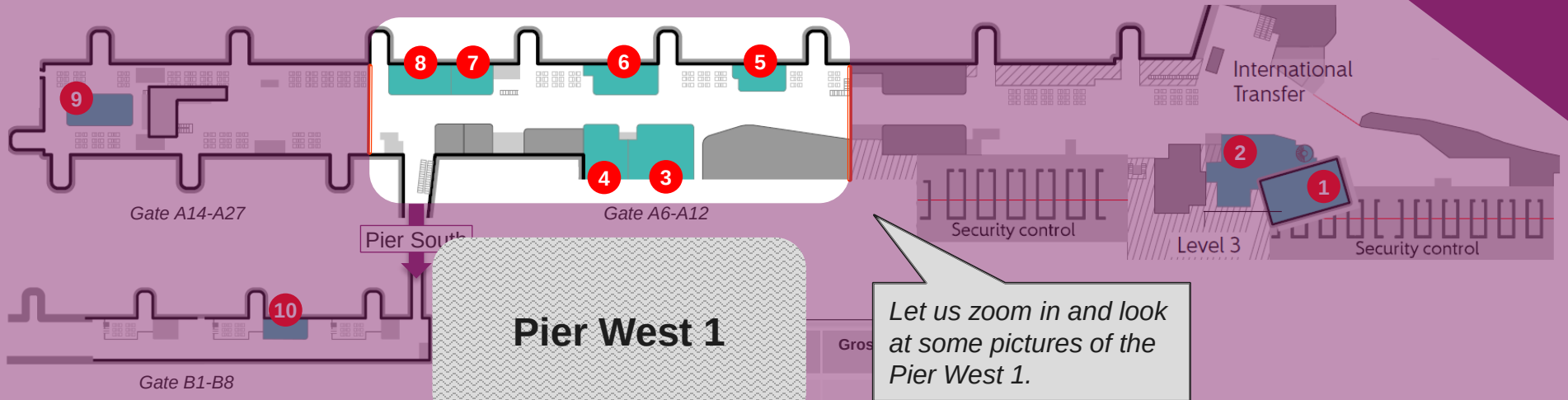


## Pier West 1

*Let us zoom in and look at some pictures of the Pier West 1.*

| Pax in area: | Passers by: | % PAX Domestic: |
|---|---|---|
| 0,6 mill | 0,6 mill | 8% |

| | | Gros | |
|---|---|---|---|
| 2 | Bølgen & Moi | ≈ 540 | 220 |
| 3 | Jamie's Deli | ≈ 370 | 124 |
| 4 | Ritazza Vest | ≈ 223 | 80 |
| 5 | Fiskebaren | ≈ 111 | 50 |
| 6 | Humle & Malt | ≈ 187 | 79 |
| 7 | Northland | ≈ 125 | 14 |
| 8 | Two Tigers | ≈ 175 | 64 |
| 9 | Parken | ≈ 154 | 88 |
| 10 | News Bar innland | ≈ 101 | 50 |

AVINOR

# Domestic West 1

Northland

Humle & Malt

Fiskebaren

Two Tigers

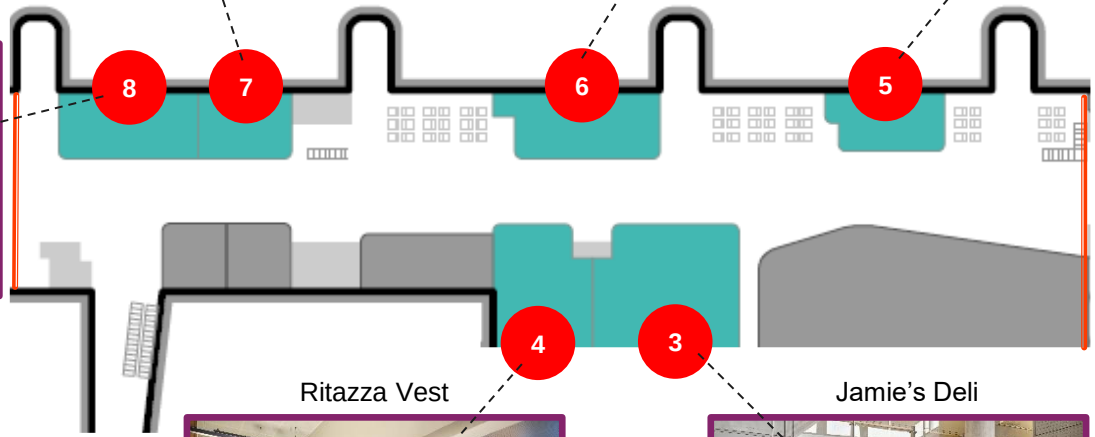


Ritazza Vest

Jamie's Deli

AVINOR

# Domestic West

| Pax in area: | Passers by: | % PAX Domestic: |
|---|---|---|
| 1,5 mill | 2 mill | 29% |

*Part 2, Pier West*

| Pax in area: | Passers by: | % PAX Domestic: |
|---|---|---|
| 1,4 mill | 4 mill | 27% |

*Part 1, Pier West*

| Pax in area: | Passers by: | % PAX Domestic: |
|---|---|---|
| 0,6 mill | 8,3 mill | 12% |

*Root of pier, Domestic*

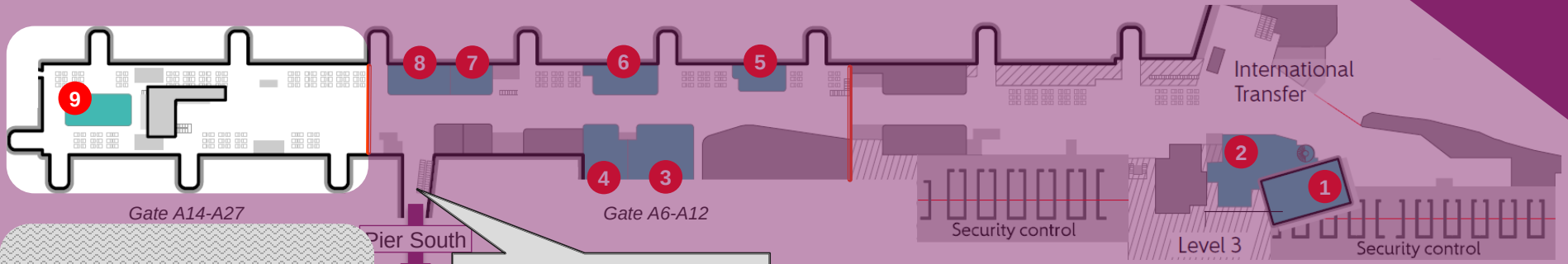


*Gate A14-A27*

*Gate A6-A12*

## Pier West 2

*Let us zoom in and look at some pictures of the Pier West 2.*

| Pax in area: | Passers by: | % PAX Domestic: |
|---|---|---|
| 0,6 mill | 0,6 mill | 8% |

| | oday | Gross Leasable Area (GFA) | Seats |
|---|---|---|---|
| 1 | TGI Friday's | ≈ 562 | 230 |
| 2 | Bølgen & Moi | ≈ 540 | 220 |
| 3 | Jamie's Deli | ≈ 370 | 124 |
| 4 | Ritazza Vest | ≈ 223 | 80 |
| 5 | Fiskebaren | ≈ 111 | 50 |
| 6 | Humle & Malt | ≈ 187 | 79 |
| 7 | Northland | ≈ 125 | 14 |
| 8 | Two Tigers | ≈ 175 | 64 |
| 9 | Parken | ≈ 154 | 88 |
| 10 | News Bar innland | ≈ 101 | 50 |

AVINOR

# Parken

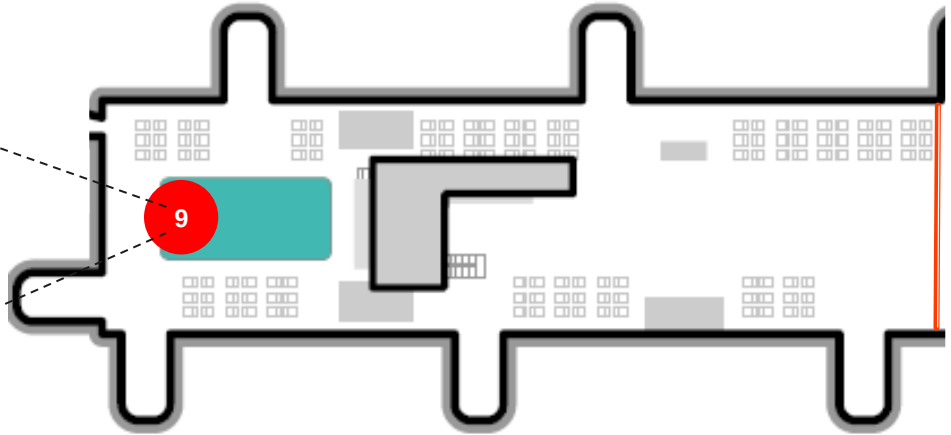


Domestic
West 2

AVINOR

# Pier North (Upper floor)

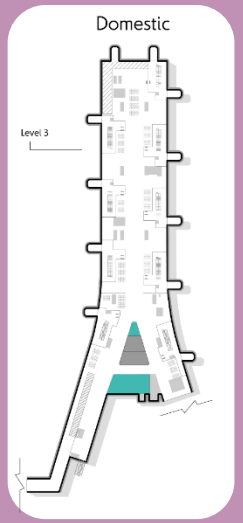


*Let's have a closer look at the upper floor of Pier North…*

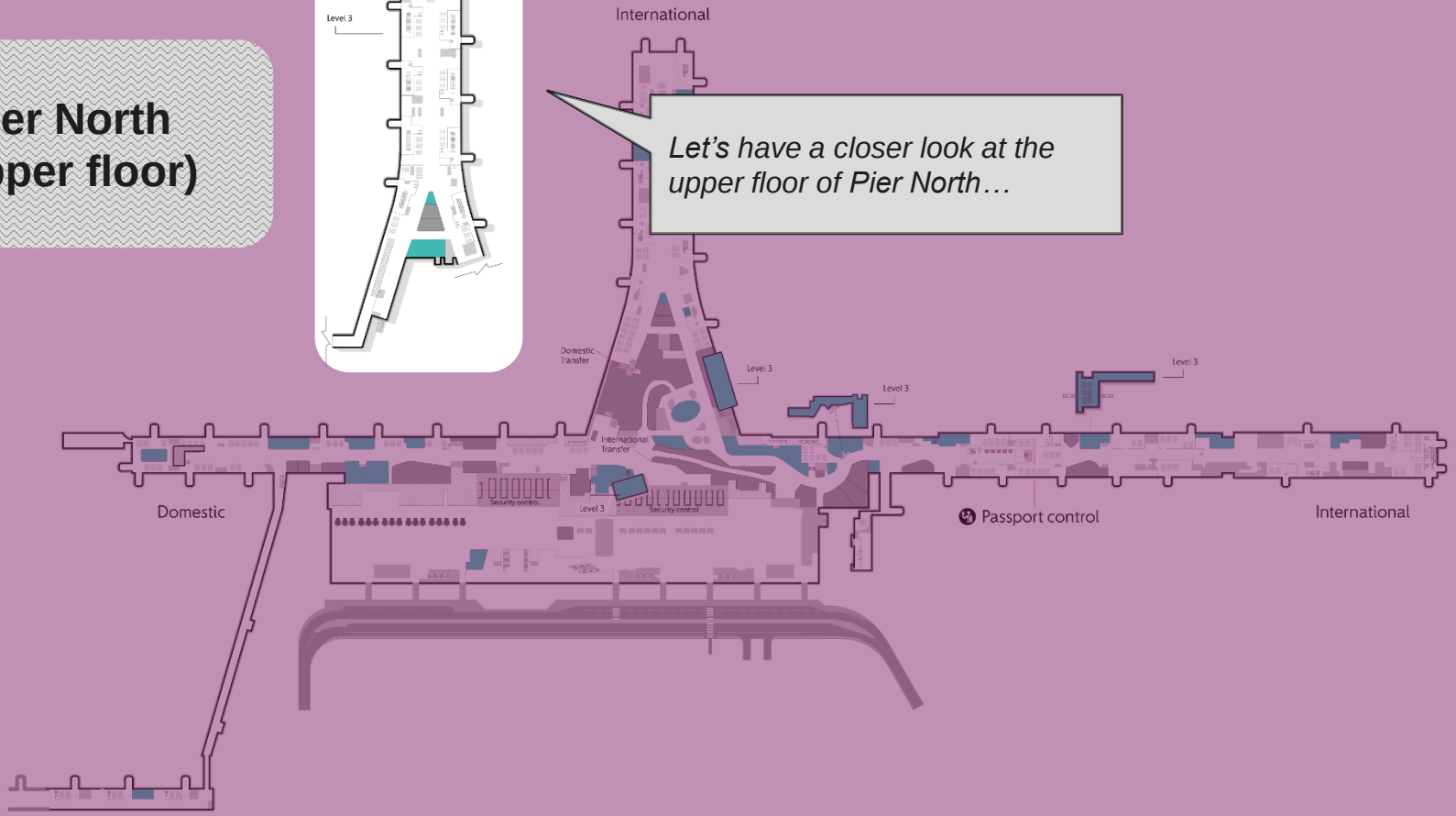

# Domestic North

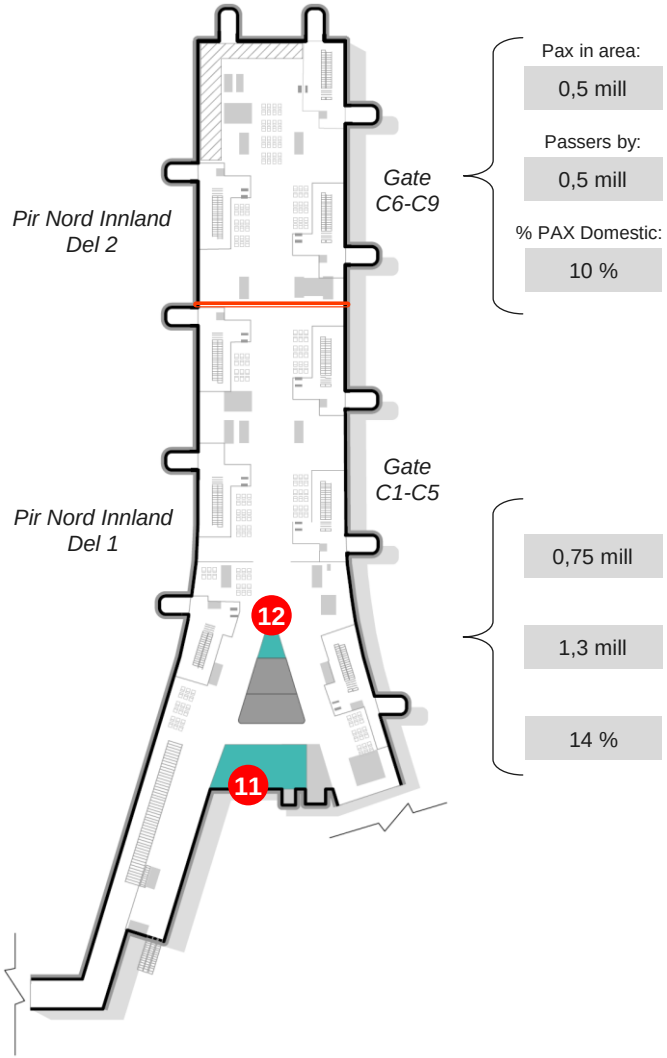


Pax in area:
0,5 mill

Passers by:
0,5 mill

% PAX Domestic:
10 %

0,75 mill

1,3 mill

14 %

| Number | Concept Today | Gross Leasable Area (GFA) | Seats |
|---|---|---|---|
| **11** | Ritazza Nord | ≈ 403 | 148 |
| **12** | Norgesglasset | ≈ 51 | 32 |

AVINOR

# Domestic North

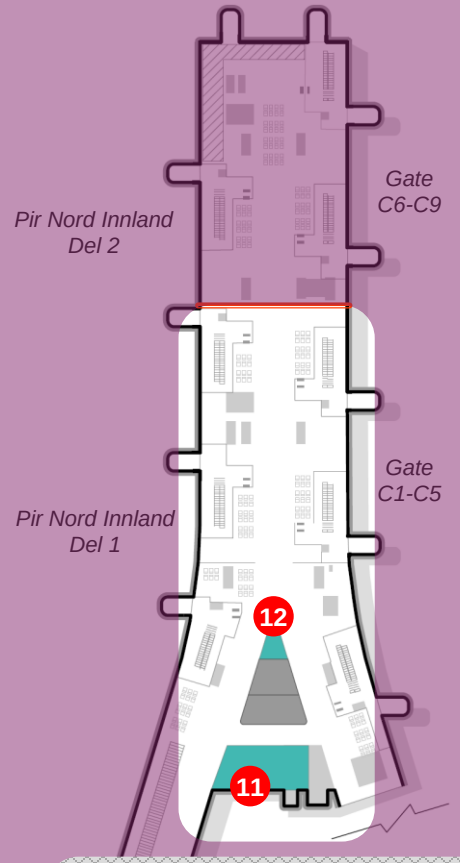


Pax in area:
0,5 mill

Passers by:
0,5 mill

% PAX Domestic:
10 %

**Pax in area:**
**0,75 mill**

**Passers by:**
**1,3 mill**

**% PAX Domestic:**
**14 %**

| Number | Concept Today | Gross Leasable Area (GFA) | Seats |
|---|---|---|---|
| 11 | Ritazza Nord | ≈ 403 | 148 |
| 12 | Norgesglasset | ≈ 51 | 32 |

## Pier North 1

*Let us zoom in and look at some pictures of the Pier North 1.*

*There is no F&B-concepts at Pier North 2…*

AVINOR

# Domestic North 1

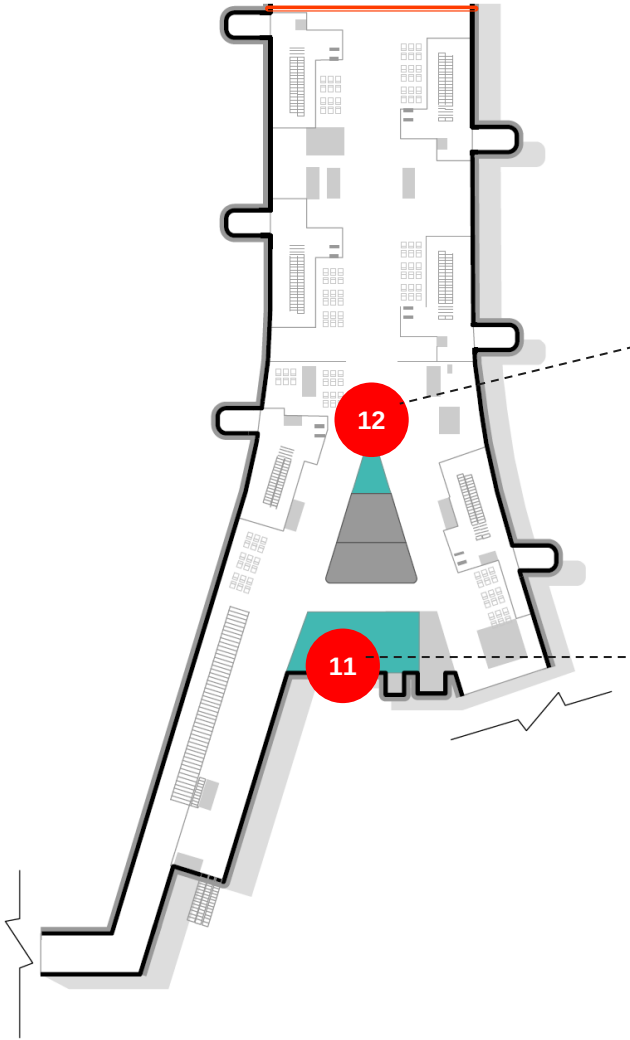


## Norgesglasset

## Ritazza Nord

AVINOR

# INTERNATIONAL OSL

# Facts and pics

* Facts based on the period June 22 - May 23

* Gross Leasable Area is the current area rounded up to the nearest half square and can possibly be change for the next contract period.

AVGANG DEPARTURES

OSLO LUFTHAVN

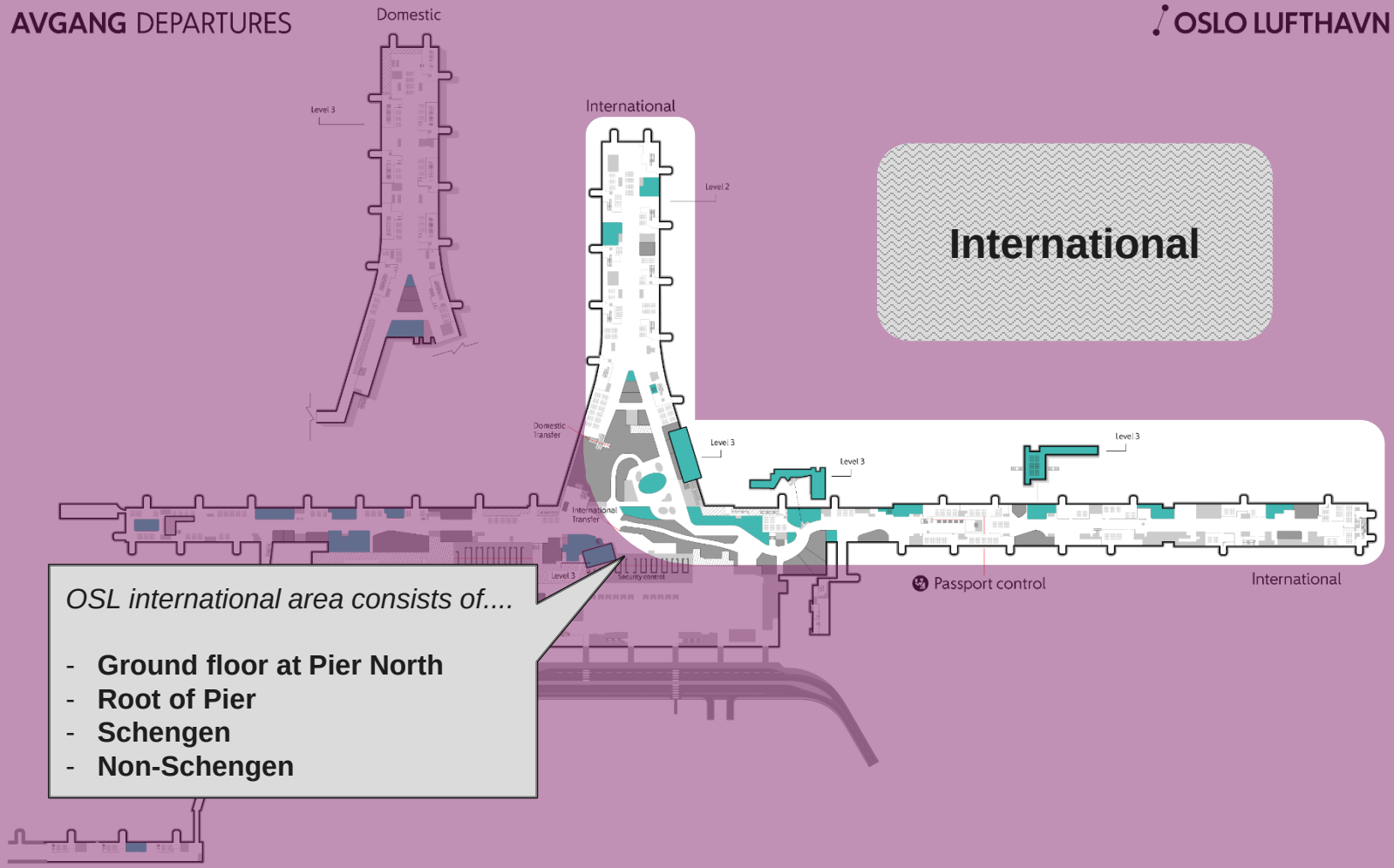


# International

*OSL international area consists of....*

- **Ground floor at Pier North**
- **Root of Pier**
- **Schengen**
- **Non-Schengen**

# Inter-national




| Number | Concept Today | Gross Leasable Area (GFA) | Seats |
|---|---|---|---|
| 1 | W.B. Samson | - | 72 |
| 2 | LETT | - | - |
| 3 | Havsalt | ≈ 211 | 112 |
| 4 | Jamie's Italien | ≈ 607 | 217 |
| 5 | BIT Union | ≈ 258 | 30 |
| 6 | Northland Nord | ≈ 433 | 53 |
| 7 | Hunter Bar | ≈ 258 | 102 |
| 8 | Haven | ≈ 162 | 44 |
| 9 | Fjøla | ≈ 245 | 94 |
| 10 | Starbucks | ≈ 128 | 36 |
| 11 | Everyday Kitchen | ≈ 355 | 108 |
| 12 | Fiskeriet | ≈ 101 | 32 |
| 13 | O'Learys | ≈ 237 | 110 |
| 14 | Aquavit Bar | ≈ 295 | 130 |
| 15 | Northland Øst | ≈ 270 | 66 |
| 16 | Bar Oslo | ≈ 565 | 254 |
| 17 | FoodBar | ≈ 384 | 162 |

Inter-
national

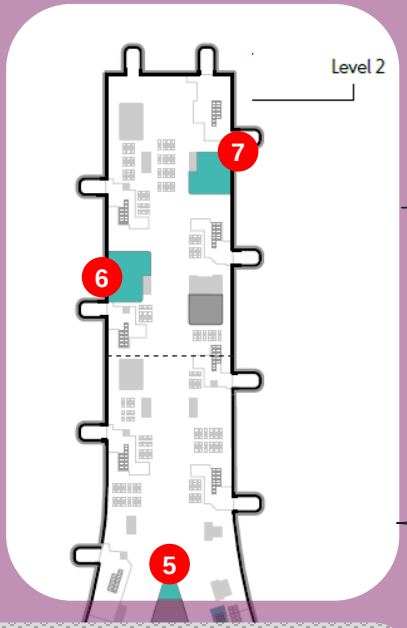


Pax in area:
**1,8 mill**

Passers by:
**1,8 mill**

% PAX Intl.:
**26 %**

---

Pax in area:
**1,2 mill**

Passers by:
**3 mill**

% PAX Intl.:
**18 %**

| Number | Concept Today | Gross Leasable Area (GFA) | Seats |
|---|---|---|---|
| 1 | W.B. Samson | - | 72 |
| 2 | LETT | - | - |
| 3 | Havsalt | ≈ 211 | 112 |
| 4 | Jamie's Italien | ≈ 607 | 217 |
| 5 | BIT Union | ≈ 258 | 30 |
| 6 | Northland Nord | ≈ 433 | 53 |
| 7 | Hunter Bar | ≈ 258 | 102 |
| 8 | Haven | ≈ 162 | 44 |
| 9 | Fjøla | ≈ 245 | 94 |
| 10 | Starbucks | ≈ 128 | 36 |
| 11 | Everyday Kitchen | ≈ 355 | 108 |
| 12 | Fiskeriet | ≈ 101 | 32 |
| 13 | O'Learys | ≈ 237 | 110 |
| 14 | Aquavit Bar | ≈ 295 | 130 |
| 15 | Northland Øst | ≈ 270 | 66 |
| 16 | Bar Oslo | ≈ 565 | 254 |
| 17 | FoodBar | ≈ 384 | 162 |

# Pier North (Ground floor)

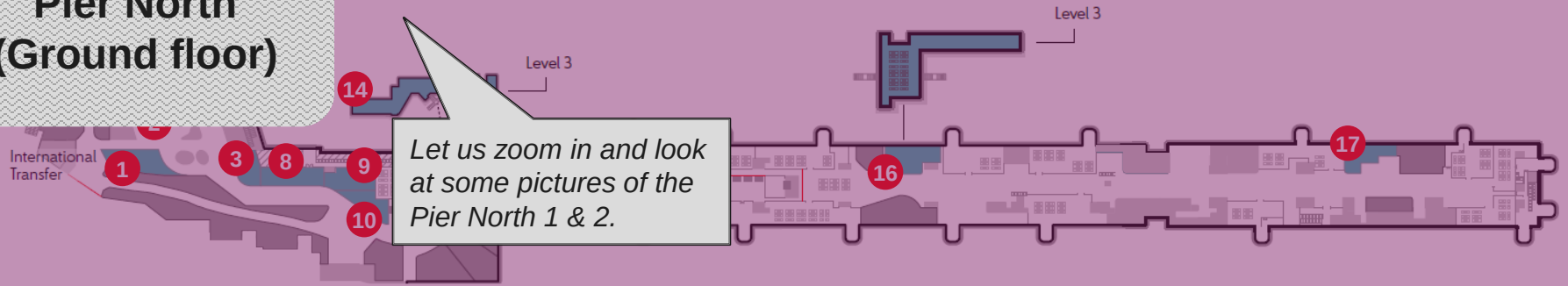


*Let us zoom in and look at some pictures of the Pier North 1 & 2.*

Intl.
North

## Hunter Bar

## BIT Union

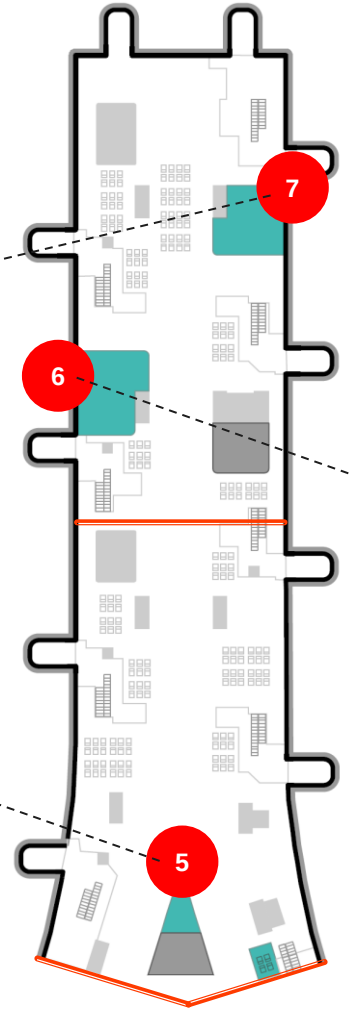


## Northland Nord

AVINOR

Inter-
national

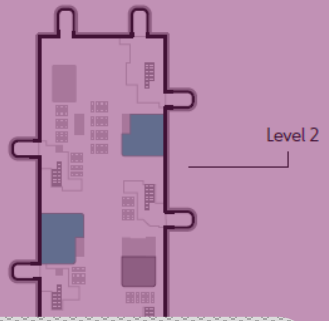


# Root of Pier

| Number | Concept Today | Gross Leasable Area (GFA) | Seats |
|---|---|---|---|
| 1 | W.B. Samson | - | 72 |
| 2 | LETT | - | - |
| 3 | Havsalt | ≈ 211 | 112 |
| 4 | Jamie's Italien | ≈ 607 | 217 |
| 5 | BIT Union | ≈ 258 | 30 |
| 6 | Northland Nord | ≈ 433 | 53 |
| 7 | Hunter Bar | ≈ 258 | 102 |
| 8 | Haven | ≈ 162 | 44 |
| 9 | Fjøla | ≈ 245 | 94 |
| 10 | Starbucks | ≈ 128 | 36 |
| 11 | Everyday Kitchen | ≈ 355 | 108 |
| 12 | Fiskeriet | ≈ 101 | 32 |
| 13 | O'Learys | ≈ 237 | 110 |
| 14 | Aquavit Bar | ≈ 295 | 130 |
| 15 | Northland Øst | ≈ 270 | 66 |
| 16 | Bar Oslo | ≈ 565 | 254 |
| 17 | FoodBar | ≈ 384 | 162 |

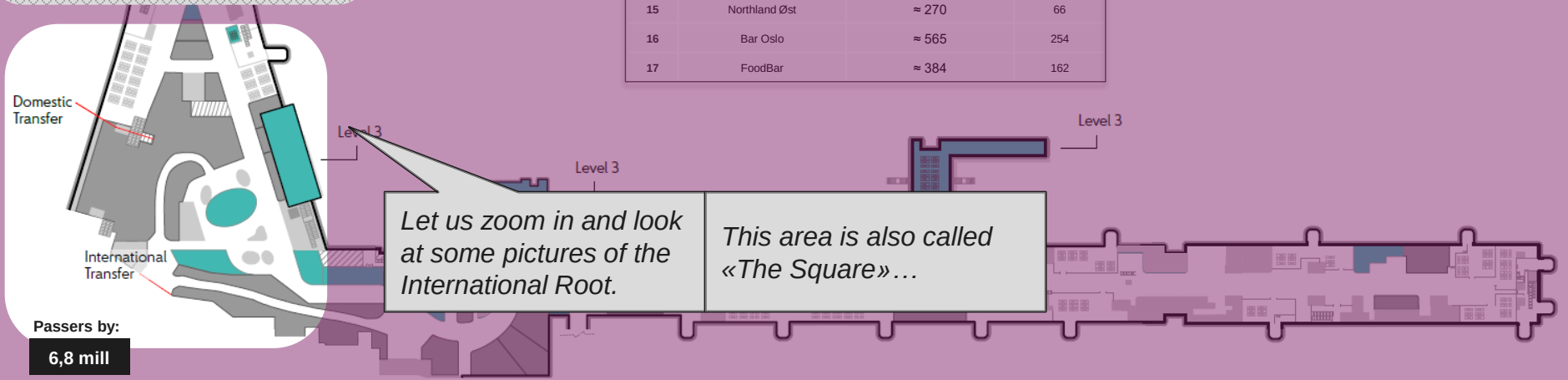


*Let us zoom in and look at some pictures of the International Root.*

*This area is also called «The Square»…*

**Passers by:**

**6,8 mill**

Intl.
Root

## LETT

## Jamie's Italien



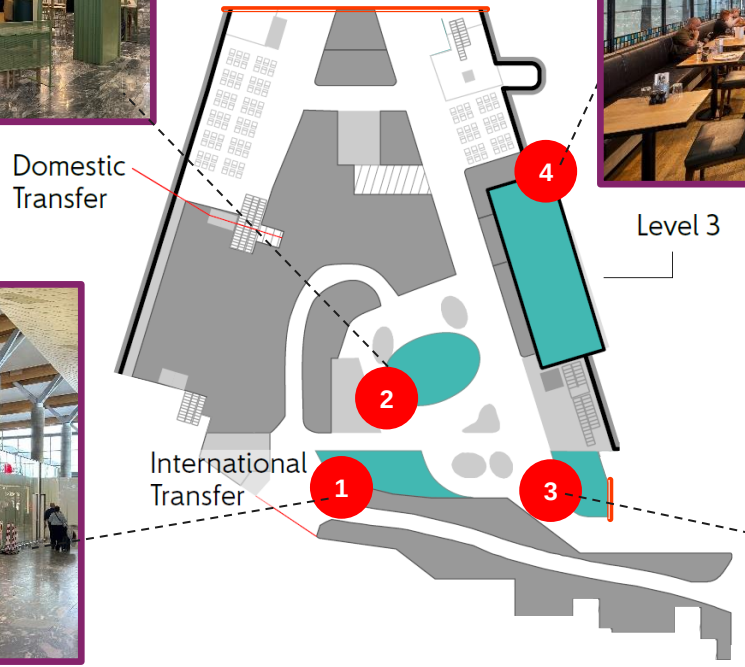


## W.B. Samson

## Havsalt

AVINOR

Inter-
national

| Number | Concept Today | Gross Leasable Area (GFA) | Seats |
|---|---|---|---|
| 1 | W.B. Samson | - | 72 |
| 2 | LETT | - | - |
| 3 | Havsalt | ≈ 211 | 112 |
| 4 | Jamie's Italien | ≈ 607 | 217 |
| 5 | BIT Union | ≈ 258 | 30 |
| 6 | Northland Nord | ≈ 433 | 53 |
| 7 | Hunter Bar | ≈ 258 | 102 |
| 8 | Haven | ≈ 162 | 44 |
| 9 | Fjøla | ≈ 245 | 94 |
| 10 | Starbucks | ≈ 128 | 36 |
| | | ≈ 355 | 108 |
| | | ≈ 101 | 32 |
| | | ≈ 237 | 110 |
| | | ≈ 295 | 130 |
| | | ≈ 270 | 66 |
| | | ≈ 565 | 254 |
| | | ≈ 384 | 162 |

# Schengen

| Pax in area: | Passers by: | % PAX Intl.: |
|---|---|---|
| 2 mill | 3,8 mill | 30% |

*Let us zoom in and look at some pictures of Schengen.*

Intl.
Schengen

Aquavit Bar

O'Learys

Everyday Kitchen

Northland

Haven

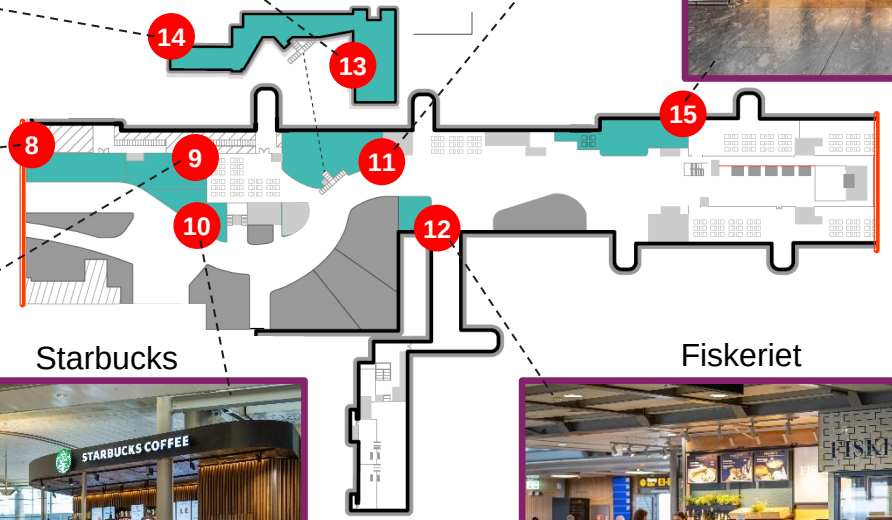


Fjøla

Starbucks

Fiskeriet

AVINOR

Inter-
national

| Number | Concept Today | Gross Leasable Area (GFA) | Seats |
|---|---|---|---|
| 1 | W.B. Samson | - | 72 |
| 2 | LETT | - | - |
| 3 | Havsalt | ≈ 211 | 112 |
| 4 | Jamie's Italien | ≈ 607 | 217 |
| 5 | BIT Union | ≈ 258 | 30 |
| 6 | Northland Nord | ≈ 433 | 53 |
| 7 | Hunter Bar | ≈ 258 | 102 |
| 8 | Haven | ≈ 162 | 44 |
| 9 | Fjøla | ≈ 245 | 94 |
| 10 | Starbucks | ≈ 128 | 36 |
| 11 | Everyday Kitchen | ≈ 355 | 108 |
| 12 | Fiskeriet | ≈ 101 | |
| 13 | O'Learys | ≈ 237 | |
| 14 | Aquavit Bar | ≈ 295 | |
| 15 | Northland Øst | ≈ 270 | |
| 16 | Bar Oslo | ≈ 565 | |
| 17 | FoodBar | ≈ 384 | |

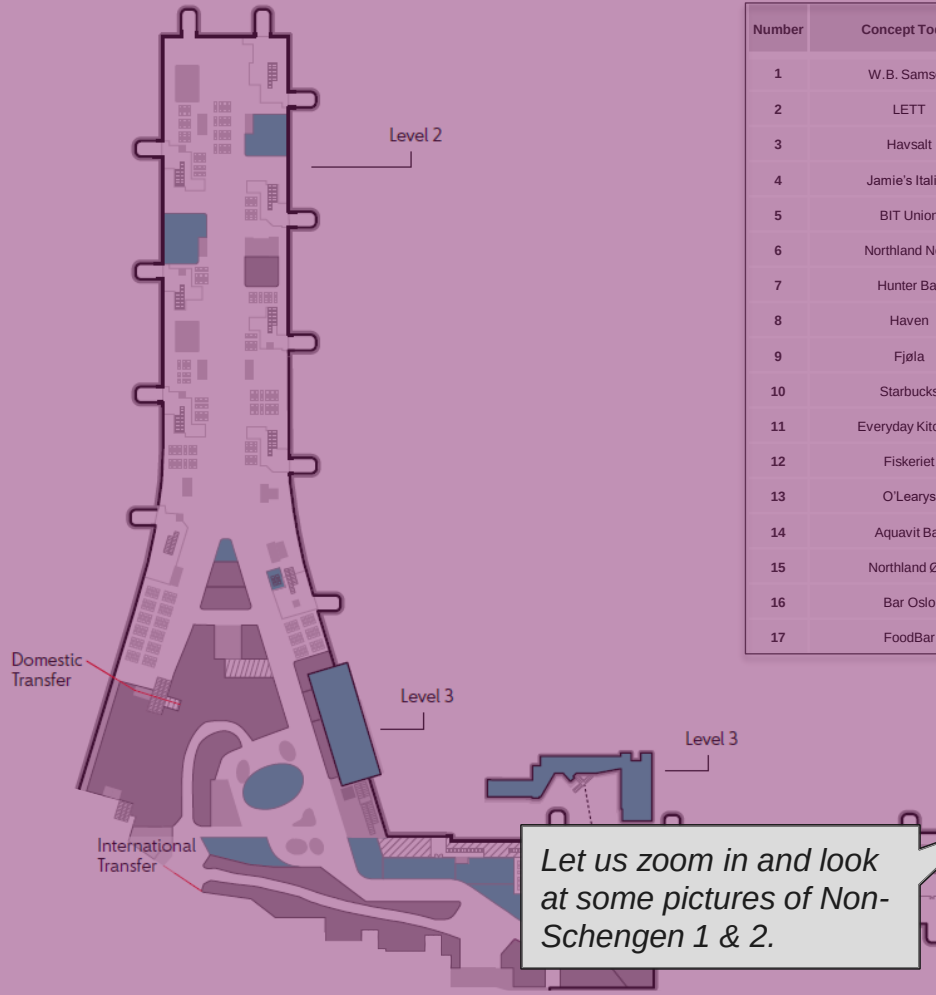


## Non-Schengen

*Let us zoom in and look at some pictures of Non-Schengen 1 & 2.*

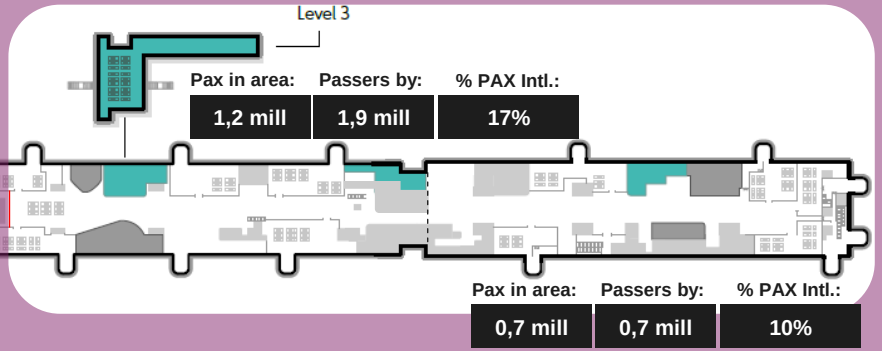

Intl. Non-Schengen

Level 3

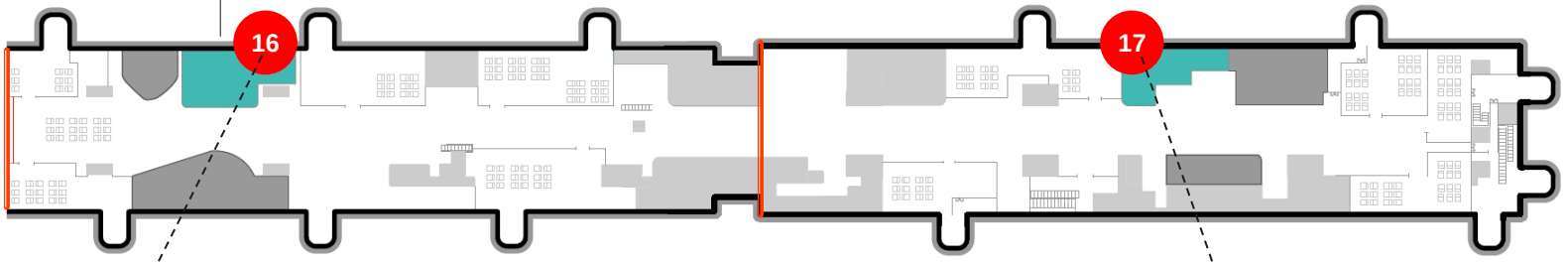


Bar Oslo

FoodBar

AVINOR

# LANDSIDE OSL

# Facts and pics

* Facts based on the period June 22 - May 23

* Gross Leasable Area is the current area rounded up to the nearest half square and can possibly be change for the next contract period.

OSLO LUFTHAVN

# Landside, Arrival

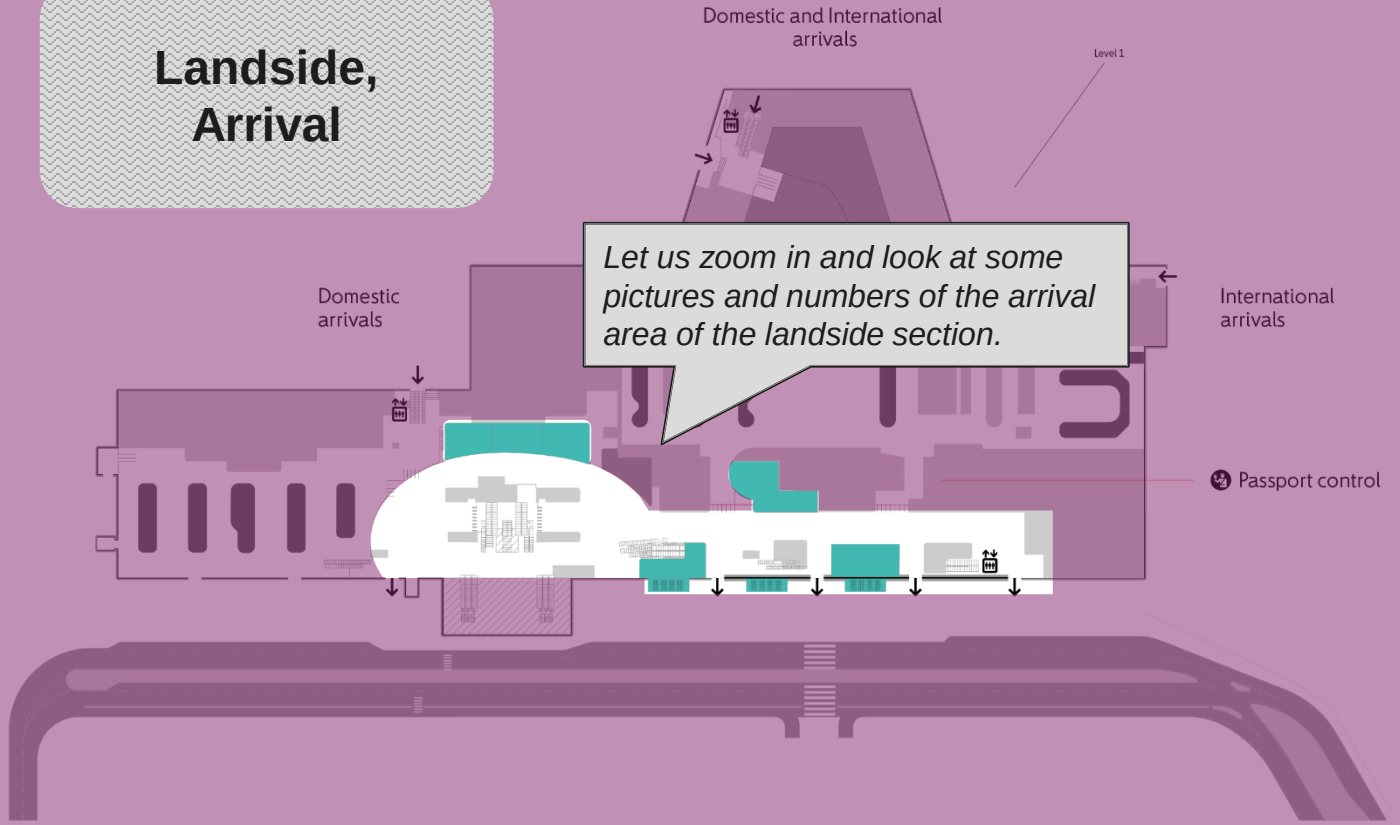

# Landside Arrival

| Number | Concept Today | Gross Leasable Area (GFA) | Seats |
|---|---|---|---|
| 1 | W.B. Samson | ≈ 437 | 100 |
| 2 | Joe & the Juice | ≈ 362 | 65 |
| 3 | Peppes Pizza | ≈ 468 | 130 |
| 4 | Wagamama | ≈ 339 | 166 |
| 5 | La Baguette | ≈ 163 | 42 |
| 6 | Burger King | ≈ 487 | 78 |

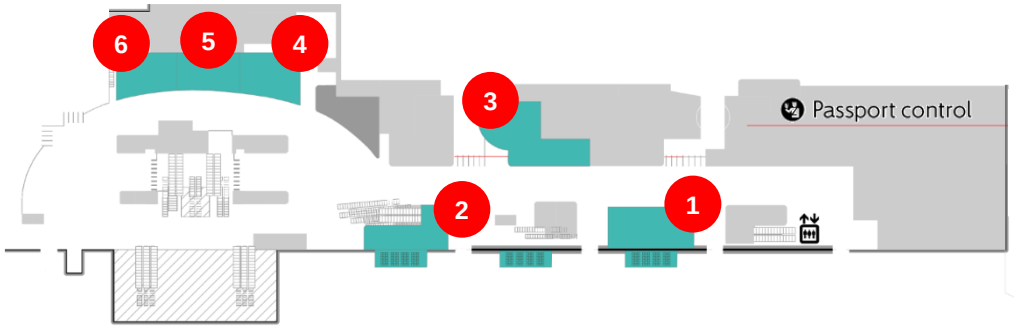


| Arrival Pax: | Dom. / Intl. % | Visitors |
|---|---|---|
| 12,2 mill | 43 / 57 | No data |

AVINOR

Landside Arrival

Burger King

La Baguette

Wagamama

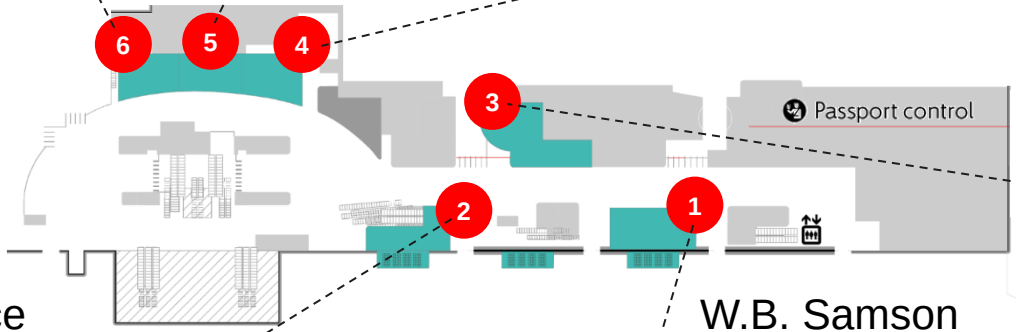


Peppes Pizza

Joe & the Juice

W.B. Samson

AVINOR

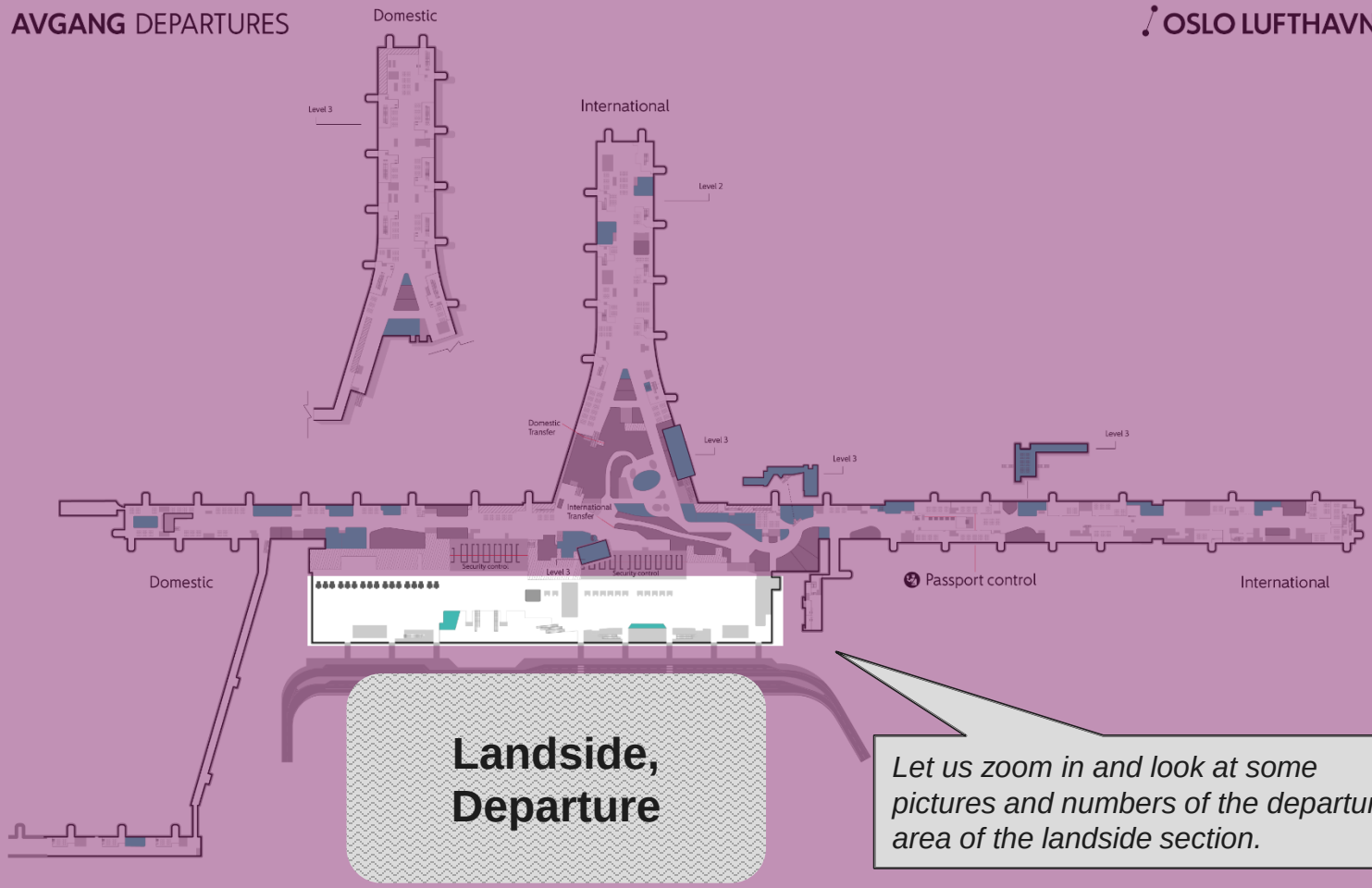
AVGANG DEPARTURES
Domestic
OSLO LUFTHAVN
Level 3
International
Level 2
Domestic Transfer
Level 3
Level 3
Level 3
International Transfer
Security contro
Level 3
Security control
Domestic
Passport control
International
Landside, Departure
Let us zoom in and look at some pictures and numbers of the departure area of the landside section.

# Landside Departure

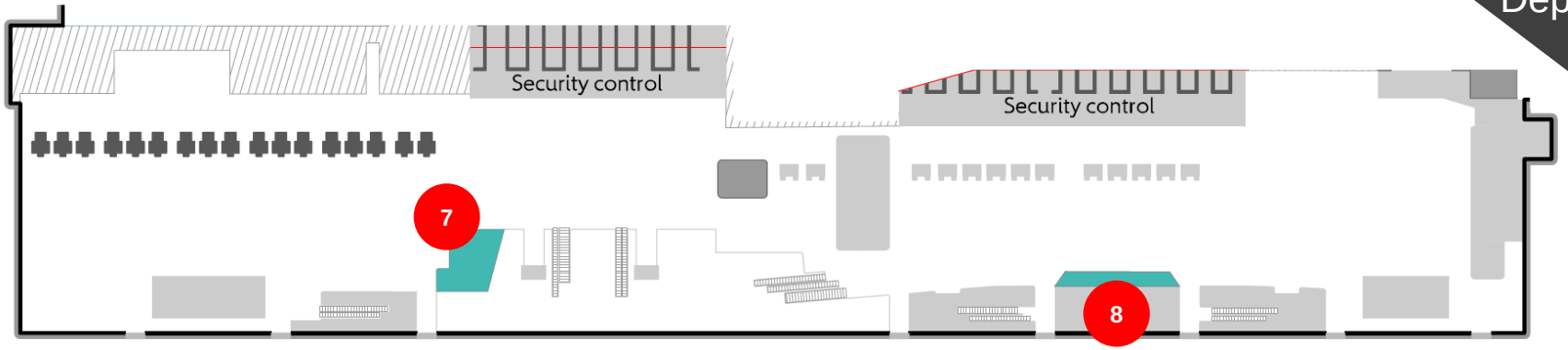


| Number | Concept Today | Gross Leasable Area (GFA) | Seats |
|---|---|---|---|
| 7 | Starbucks | ≈ 204 | 90 |
| 8 | (New location) | | - |

| Dep. Pax: | Dom. / Intl. % | Visitors |
|---|---|---|
| 9,3 mill | 39 / 61 | No data |

AVINOR

Landside
Departure

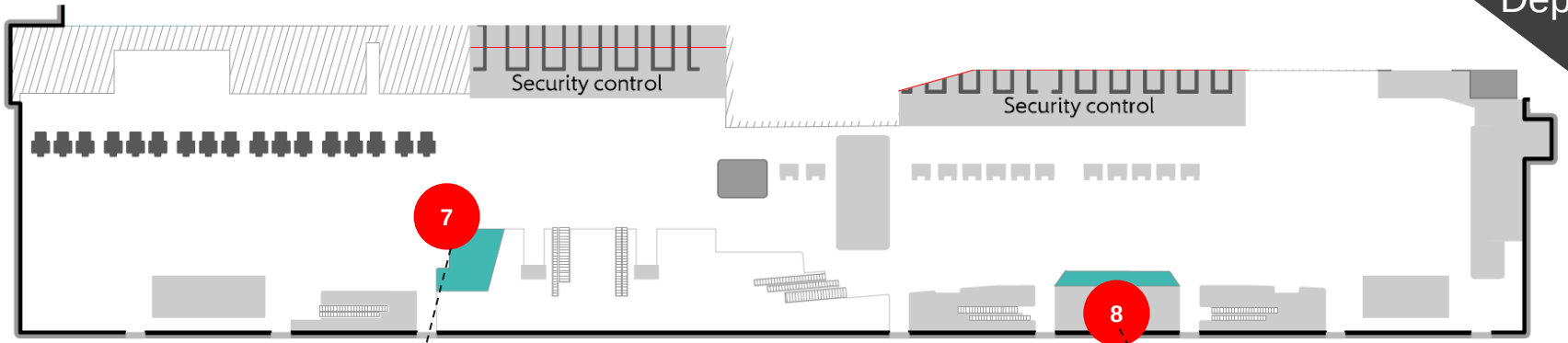


Starbucks

NEW LOCATION

AVINOR